

The background of the slide is a spiral-bound notebook. The notebook has a light beige, textured cover with a dark brown spiral binding on the left side. The text is centered on the cover.

Poetry Analysis Using TPCASTT

The background of the slide is a spiral-bound notebook. The cover is a light beige or cream color with a fine, woven texture. A silver-colored metal spiral binding is visible along the left edge. The text is centered on the cover.

Poetry Analysis Using TPCASTT

Getting Started...

Getting Started...

- This is a process to help you organize your analysis of poetry.

Getting Started...

- This is a process to help you organize your analysis of poetry.
- We have already learned the vocabulary, now it's time to put it into practice!

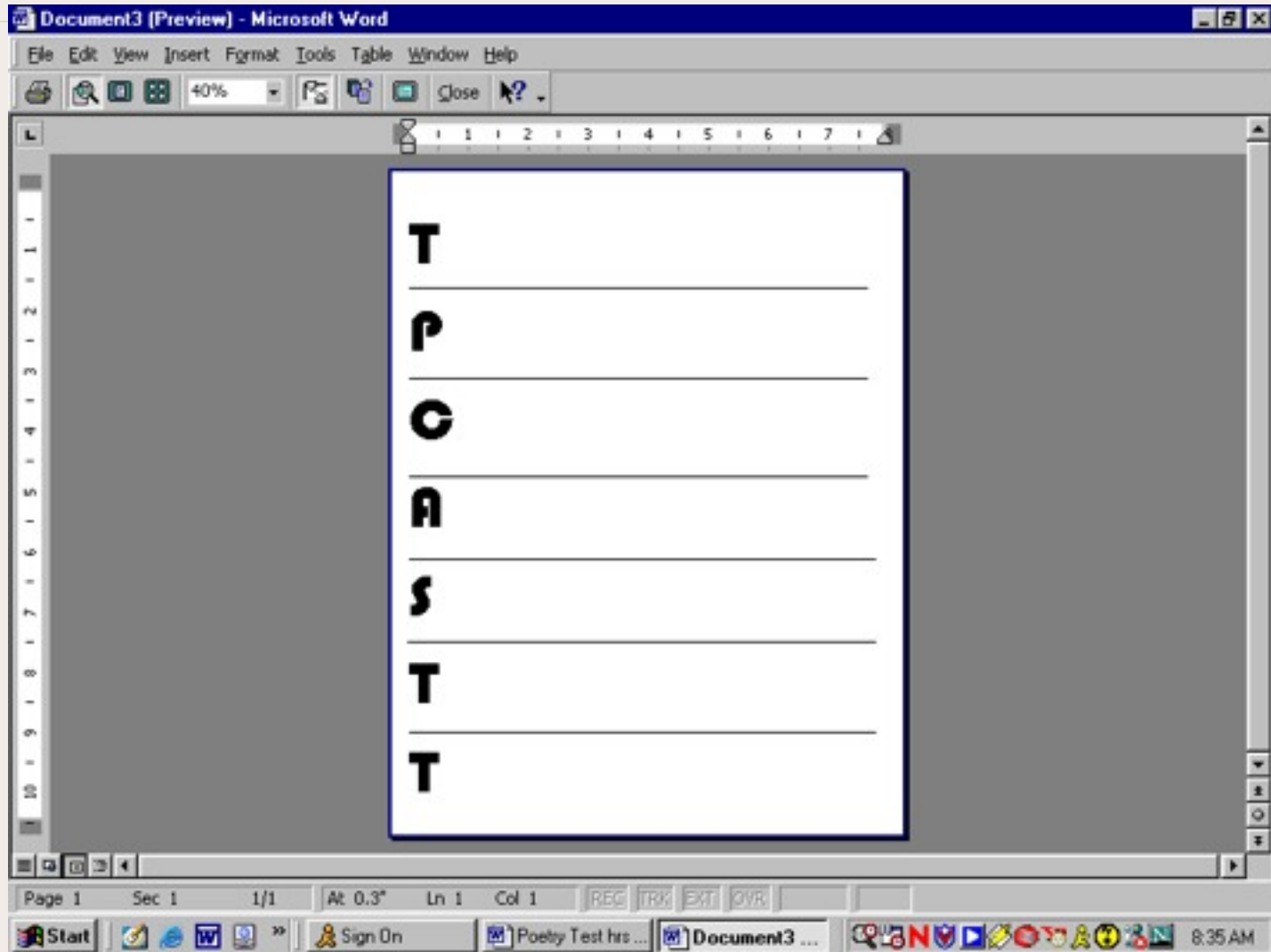
Getting Started...

- This is a process to help you organize your analysis of poetry.
- We have already learned the vocabulary, now it's time to put it into practice!
- Together, we are going to analyze “American Hero” using TPCASTT.

Getting Started...

- This is a process to help you organize your analysis of poetry.
- We have already learned the vocabulary, now it's time to put it into practice!
- Together, we are going to analyze “American Hero” using TPCASTT.
- You have a note sheet that looks like this...

Add your analysis of “American Hero” to this



A graphic of a spiral-bound notebook with a brown cover and a silver spiral binding on the left side. The notebook is open to a light gray page. The text "T is for TITLE" is written in a large, dark brown, sans-serif font at the top of the page. A thin, horizontal gold line is positioned below the text. The date "Thursday, September 22, 2011" is printed in a small, black, sans-serif font at the bottom left of the page.

T is for TITLE

T is for TITLE

- Analyze the title first.

T is for TITLE

- Analyze the title first.
- What do you predict this poem will be about?

T is for TITLE

- Analyze the title first.
- What do you predict this poem will be about?
- Write down your predictions.

T is for TITLE

- Analyze the title first.
- What do you predict this poem will be about?
- Write down your predictions.
- We will reflect on the title again after we have read the poem.

T is for TITLE

- Analyze the title first.
- What do you predict this poem will be about?
- Write down your predictions.
- We will reflect on the title again after we have read the poem.
- The next step is often omitted, but it is the most important!!!!


READ THE




A graphic of a spiral-bound notebook with a brown cover and a silver spiral binding on the left side. The notebook is open to a blank page with a light beige background. The text "P is for PARAPHRASE" is written in a dark brown, sans-serif font at the top of the page. A thin horizontal line is drawn across the page below the text.

P is for PARAPHRASE

P is for PARAPHRASE




P is for PARAPHRASE




- Paraphrasing is putting something in your own words.

P is for PARAPHRASE



- Paraphrasing is putting something in your own words.
- After reading the poem, rewrite it in your own words.

P is for PARAPHRASE



- Paraphrasing is putting something in your own words.
- After reading the poem, rewrite it in your own words.
- This may be three sentences or a page, depending on the particular poem.

C is for CONNOTATION

apostroph **ASSONANCE**
alliteration
personification **diction**
onomatopoeia **simile**
implied metaphor
meter **HYPERBOLE**
direct metaphor

C is for CONNOTATION

apostroph

ASSONANCE

Analyze the figures of speech and sound effects of the poem.

alliteration

personification

diction

onomatopoeia

simile

implied metaphor

meter

HYPERBOLE

direct metaphor

C is for CONNOTATION

apostroph

ASSONANCE

alliteration

personification

diction

onomatopoeia

simile

implied metaphor

meter

HYPERBOLE

direct metaphor

Analyze the figures of speech and sound effects of the poem.

- These are the poetry vocabulary we have already studied.

C is for CONNOTATION

apostroph

ASSONANCE

alliteration

personification

diction

onomatopoeia

simile

implied metaphor

meter

HYPERBOLE

direct metaphor

Analyze the figures of speech and sound effects of the poem.

- These are the poetry vocabulary we have already studied.
- These elements add to the meaning.

C is for CONNOTATION

apostroph

ASSONANCE

alliteration

personification

diction

onomatopoeia

simile

implied metaphor

meter

HYPERBOLE

direct metaphor

Analyze the figures of speech and sound effects of the poem.

- These are the poetry vocabulary we have already studied.
- These elements add to the meaning.

A is for ATTITUDE




A is for ATTITUDE



A is for ATTITUDE

- **Tone** is the attitude of the speaker toward the subject of the poem.



A graphic of a spiral-bound notebook with a brown cover and a light beige page. The spiral binding is on the left side. The text "S is for SHIFT" is written in a large, dark brown, sans-serif font at the top of the page. A thin horizontal line is drawn across the page below the text.

S is for SHIFT

S is for SHIFT



S is for SHIFT



- If there is a change in...

- Time
- Tone
- Speaker

This should always be noted as this will also affect the meaning.

A graphic of a spiral-bound notebook with a brown cover and a silver spiral binding on the left side. The notebook is open to a blank white page. The text "T is for TITLE (again)" is written in a large, dark brown, sans-serif font at the top of the page. A thin horizontal line is drawn across the page just below the text. The date "Thursday, September 22, 2011" is printed in a small, dark brown, sans-serif font at the bottom left of the page.

T is for TITLE (again)

T is for TITLE (again)

- At this time, you should reconsider the title.

T is for TITLE (again)

- At this time, you should reconsider the title.
- Were you right in your predictions?

T is for TITLE (again)

- At this time, you should reconsider the title.
- Were you right in your predictions?
- What other meanings might the title have in light of your analysis?

T is for TITLE (again)

- At this time, you should reconsider the title.
- Were you right in your predictions?
- What other meanings might the title have in light of your analysis?
- Next, the biggie....

A spiral-bound notebook with a brown cover and a cream-colored page. The spiral binding is on the left side. The text "T is for THEME" is written in a large, dark brown, sans-serif font at the top of the page. A thin horizontal line is drawn across the page just below the text.

T is for THEME

T is for THEME

- As you already know, theme is the general insight into life conveyed by the author through his/her work.

T is for THEME

- As you already know, theme is the general insight into life conveyed by the author through his/her work.
- It does not make a judgment.

T is for THEME

- As you already know, theme is the general insight into life conveyed by the author through his/her work.
- It does not make a judgment.
example: “Don’t do drugs” is not a theme.

T is for THEME

- As you already know, theme is the general insight into life conveyed by the author through his/her work.
- It does not make a judgment.
example: “Don’t do drugs” is not a theme.
- It merely states something that is true to life and the human condition.

A graphic of a spiral-bound notebook with a brown cover and a silver spiral binding on the left side. The notebook is open to a blank white page.

How do I find the THEME?

How do I find the THEME?



How do I find the THEME?

- Look at the other parts of TPCASTT.



How do I find the THEME?



- Look at the other parts of TPCASTT.
- What insight are all of these working together to convey?

How do I find the THEME?



- Look at the other parts of TPCASTT.
- What insight are all of these working together to convey?
- What is the poet trying to say about life?